



Full technical details and distributor information can be found on our website [www.blindbolt.co.uk](http://www.blindbolt.co.uk)  
All dimensions are stated in millimetres unless noted otherwise.



Printing Date: January 2019

## Heavy Duty Product Specification Geomet 500B (1000 hour Salt Spray Protection)

Product Code	Bolt Size	Hole Diameter	Clamping Range		Depth Clearance	Corrosion Protection Salt Spray (hours)
			Min	Max		
HD0845ZF	M8 x 45	8	7	25	10	GEOMET 500B 1000Hr
HD1045ZF	M10 x 45	10	7	25	12	GEOMET 500B 1000Hr
HD1060ZF	M10 x 60	10	7	40	12	GEOMET 500B 1000Hr
HD1245ZF	M12 x 45	12	8	22	15	GEOMET 500B 1000Hr
HD1260ZF	M12 x 60	12	8	37	15	GEOMET 500B 1000Hr
HD1660ZF	M16 x 60	16	12	30	25	GEOMET 500B 1000Hr
HD1675ZF	M16 x 75	16	12	45	25	GEOMET 500B 1000Hr
HD2070ZF	M20 x 70	20	15	32	30	GEOMET 500B 1000Hr
HD2085ZF	M20 x 85	20	15	47	30	GEOMET 500B 1000Hr



## Design Resistances for HD Type Blind Bolts. Design to BS EN 1993-1-8 GEOMET 500B HD BOLTS


Bolt Size	Tensile (kN)	Single Shear (kN)	Recommended Pre-load Tightening Torque (Nm)
M8	8.5	14.1	20
M10	25.2	22.3	35
M12	46.4	32.3	45
M16	57.5	60.1	95
M20	77.5	94.1	120



The Above Resistances are equally appropriate for designs to BS 5950.

Designers are reminded that the strength and deformation of the support must be checked in thin plate as this may be critical.


Full technical details and distributor information can be found on our website [www.blindbolt.co.uk](http://www.blindbolt.co.uk)  
All dimensions are stated in millimetres unless noted otherwise.



Printing Date: January 2019

## Heavy Duty Product Specification A4-70 STAINLESS STEEL

Product Code	Bolt Size	Hole Diameter	Clamping Range		Depth Clearance
			Min	Max	
HD0845SS	M8 x 45	8	7	25	10
HD1045SS	M10 x 45	10	7	25	12
HD1060SS	M10 x 60	10	7	40	12
HD1245SS	M12 x 45	12	8	22	15
HD1260SS	M12 x 60	12	8	37	15
HD1660SS	M16 x 60	16	12	30	25
HD2070SS	M20 x 70	20	15	32	30



## Design Resistances for HD Type Blind Bolts Design to BS EN 1993-1-8 A4-70 STAINLESS STEEL

Bolt Size	Tensile (kN)	Shear (kN)	Recommended Pre-load Tightening Torque (Nm)
M8	10.5	12.9	18
M10	20.2	20.0	24
M12	31.4	29.5	30
M16	40.1	41.5	45
M20	68.7	75.2	80



The Above Resistances are equally appropriate for designs to BS 5950.

Designers are reminded that the strength and deformation of the support must be checked in thin plate as this may be critical.